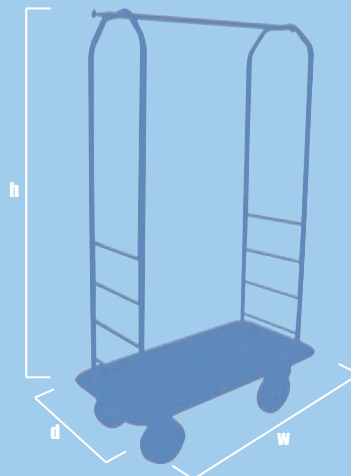




## 2000 Series Easy-Mover™

### Bellman's Cart

- 1 functional design for easy elevator access
- 2 steel reinforced undercarriage and 1" solid plywood base
- 3 stainless steel hanging bar and convenient hanging pegs
- 4 stain-proof Olefin carpeted deck for indoor/outdoor use
- 5 wrap around bumper in standard black or non-marring grey
- 6 ships in two convenient UPS-able cartons



#### DIMENSIONS:

height:	72.5"
width:	43"
depth:	23"

#### WEIGHT:

lbs.	74
oz.	0

#### STANDARD PACKS:

Box 1	Base
Box 2	Uprights & Casters

#### PRODUCT NUMBER:


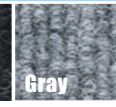


cart in chrome (see options)	2000
cart in brass	2033
cart in black	2011
cart in brown	2022

#### OPTIONS:


##### caster styles

 Brass/Pneumatic	 Gray/Pneumatic
 Chrome/Pneumatic	 5" Poly
 8" Poly	Specify Caster Style When Ordering


##### carpet colors

 Black	 Gray
 Red	 Tan
Specify Color When Ordering	

##### bumper colors



##### tubing finishes



Reinforced Undercarriage